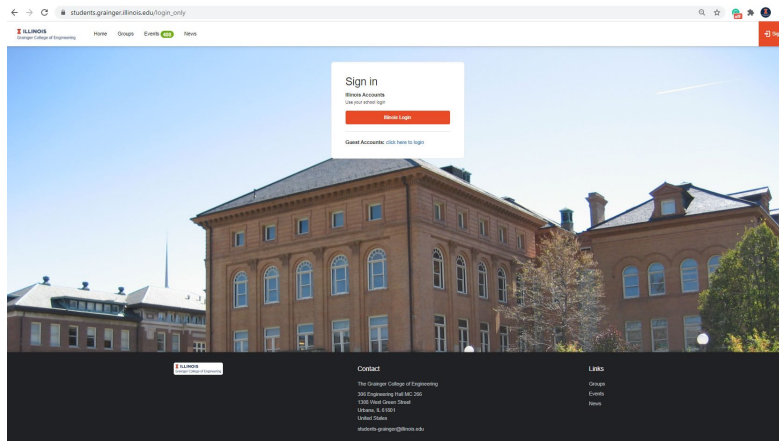
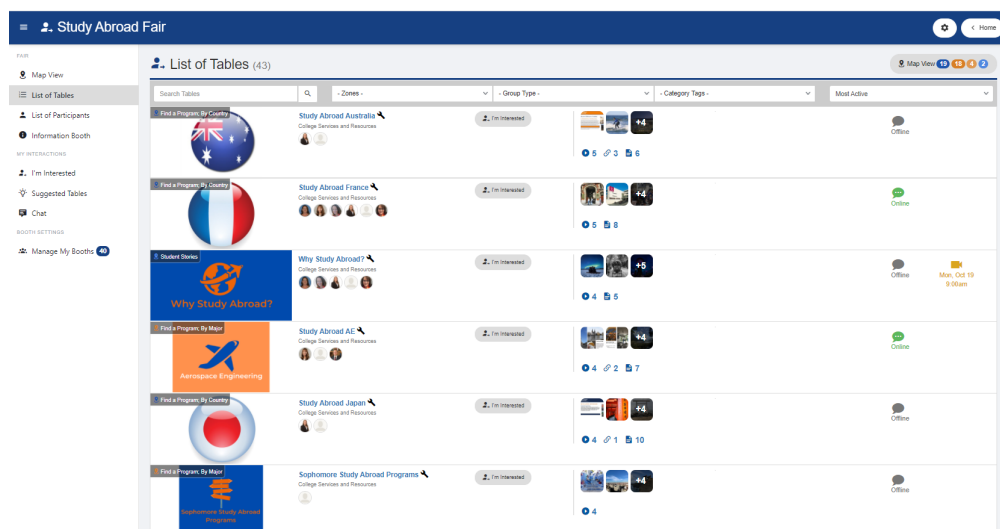
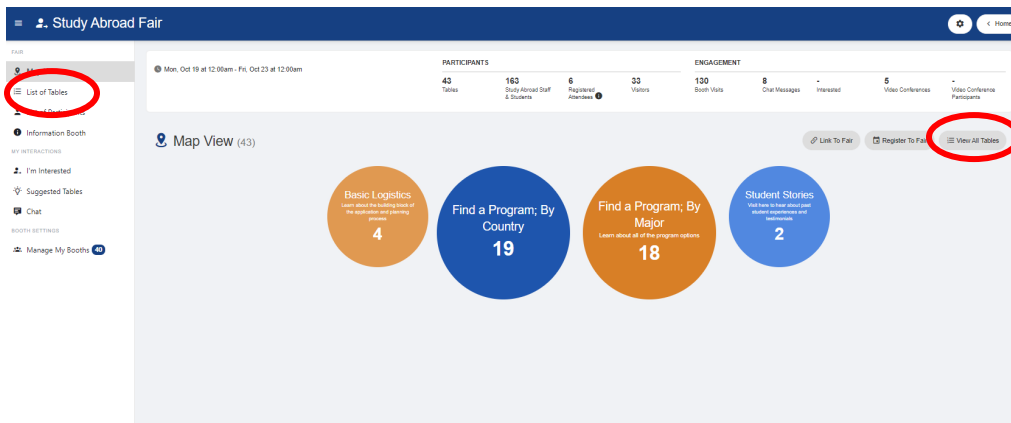


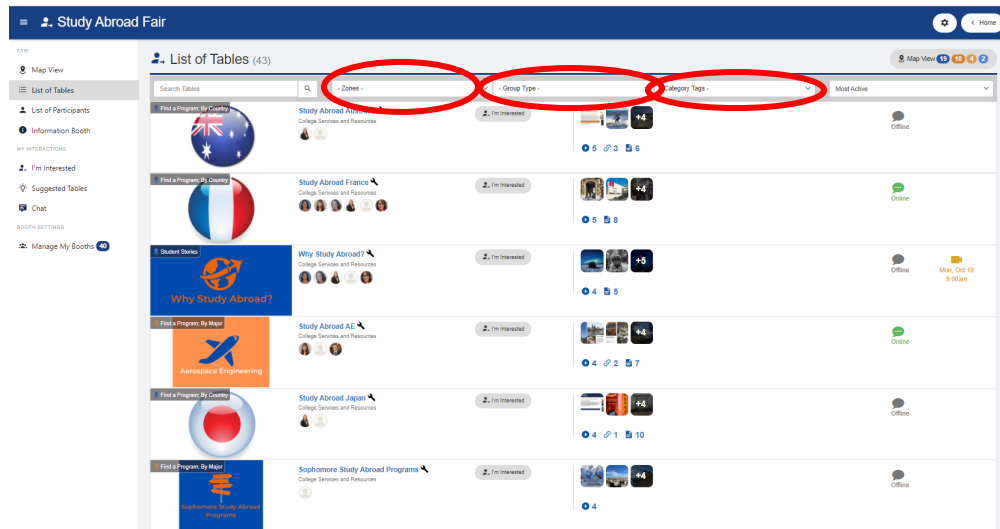
1. To access the Virtual Illinois Abroad Week events hosted by International Programs in Engineering please visit: <http://cglink.me/v124>



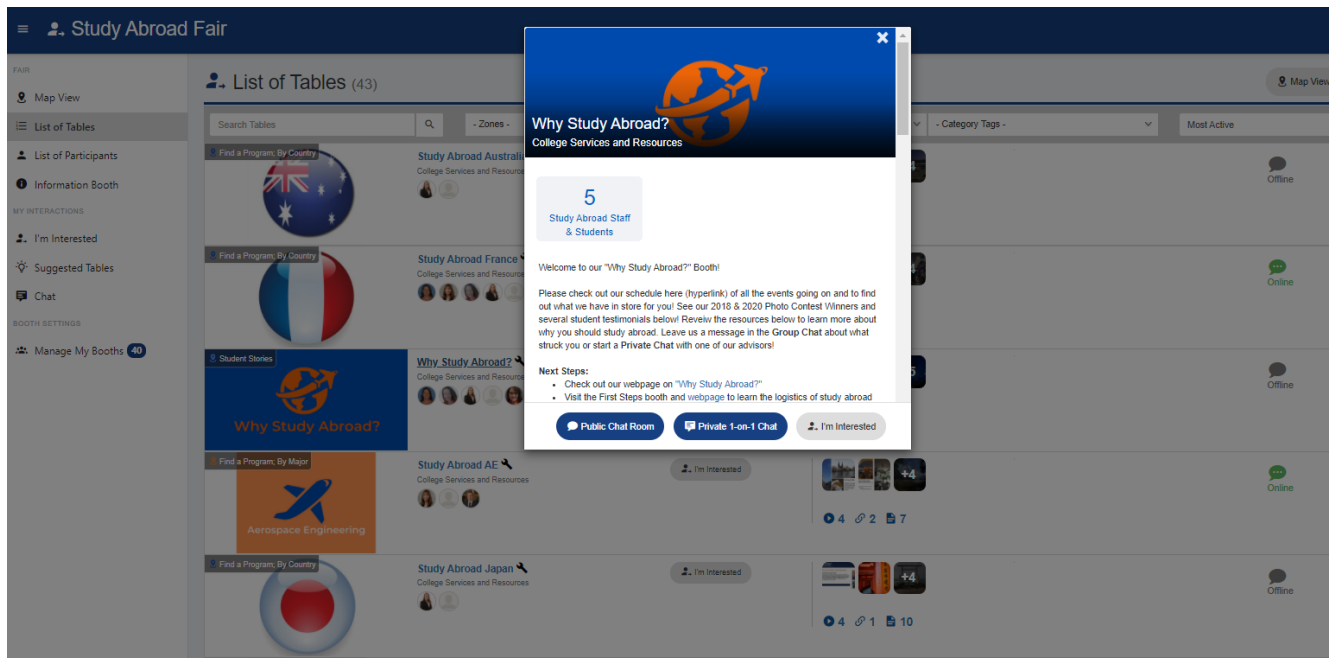
2. Once there, log into Campus Groups: https://students.grainger.illinois.edu/login_only
3. There are two ways to view the fair the map view (below – please note the image may be different the day of the fair) OR by clicking “list of tables” located on the left-hand side. You can also access it by selecting “View all tables” located on the right-hand side.



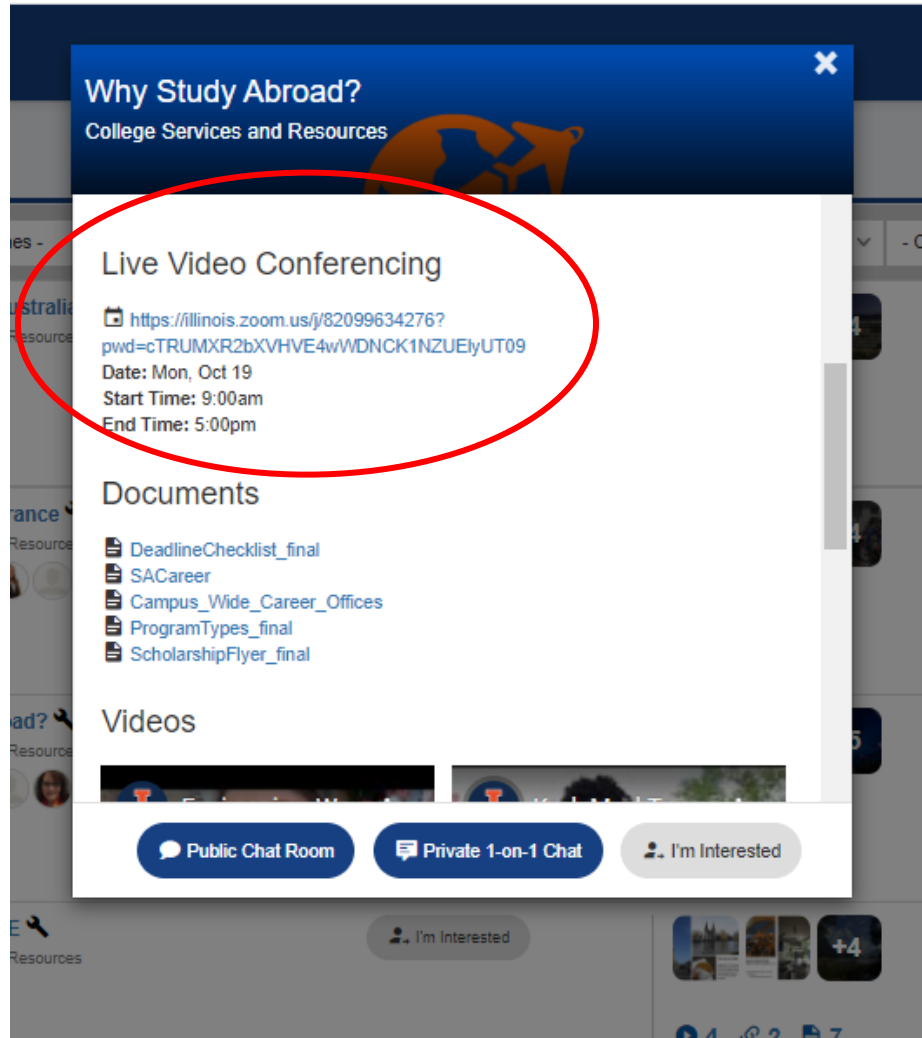
4. From the “list of tables” view you can filter by Zone, Group Type, and category tags. Note that the Fair is divided into 4 zones; Basic Logistics, Find a Program – By Country, Find a Program – By Major, and Student Stories. You can also search to find a specific booth.



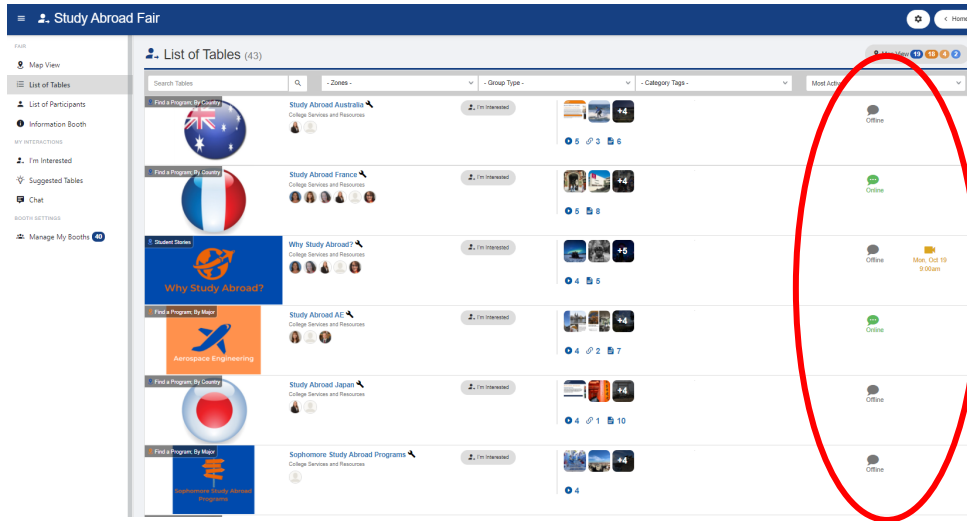
5. To interact with a booth, click on the name to see the below image. Here you can download resources, watch videos, and chat.
 - a. I recommend checking out the group chat as you can see all past messages others have posted.
 - b. If you wish to speak to student, advisor, or partner one-on-one reach out via private chat.



6. Some booths have Live Sessions with Partners where you can interact with them directly. These are structured as a 30-minute presentation followed by a 30 minute Q&A (both on Zoom).
 - a. The highlighted section indicates when the next live session is going to happen.
 - b. To see these times check out the Events for this week by visiting the International Programs in Engineering Grainger Student Portal Page for more times, or check out our social media for day to day updates. There should also be a pdf of live events on your class page on Compass.



- Alternatively, you can see when live sessions are going to occur from the table view on the right-hand side.



- For the best experience we recommend starting at the First Steps booth, Why Study Abroad?, Study Abroad Scholarships then check out your major booth. After that check out programs that may interest you by country, review our popular Sophomore semester programs, learn about research internships abroad, and look into our Short-Term Faculty-Led booth. Currently, we do offer virtual study abroad opportunities in our Virtual Global Experiences booth.
- IPENG Advisors, past study abroad participants, and partners are available everyday from 9am to 5pm CDT to speak to students. We'd love to answer any questions you may have!
- Since we have a different daily schedule and different people working each day, don't be afraid to come back on different days or at different times! A good resource to check each day may be a live session or a group chat from a booth that you are interested in.

If you have any questions or concerns during Virtual Illinois Abroad Week send a message to the Information Booth! Located on the left-hand side of your screen.

